

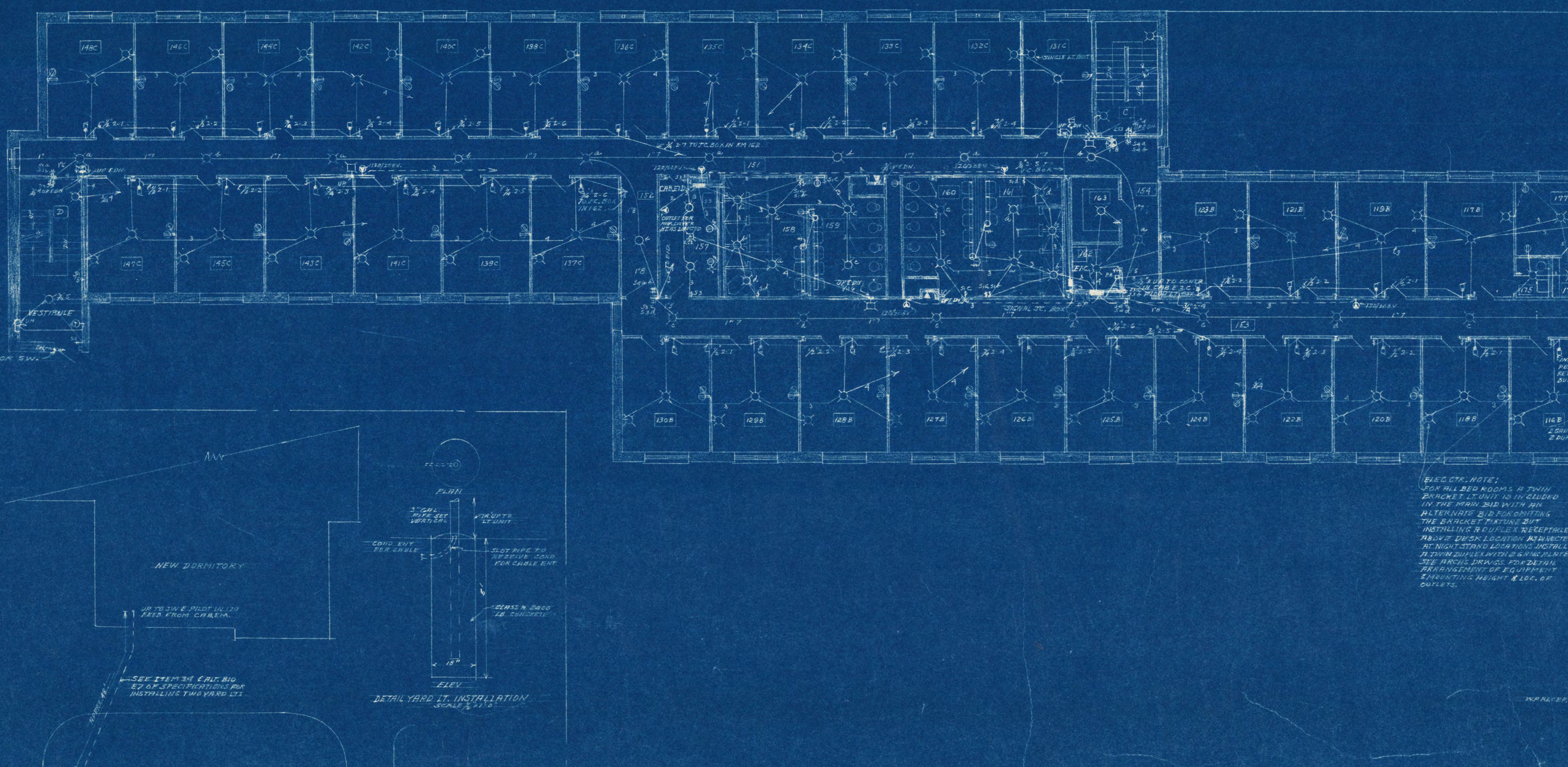
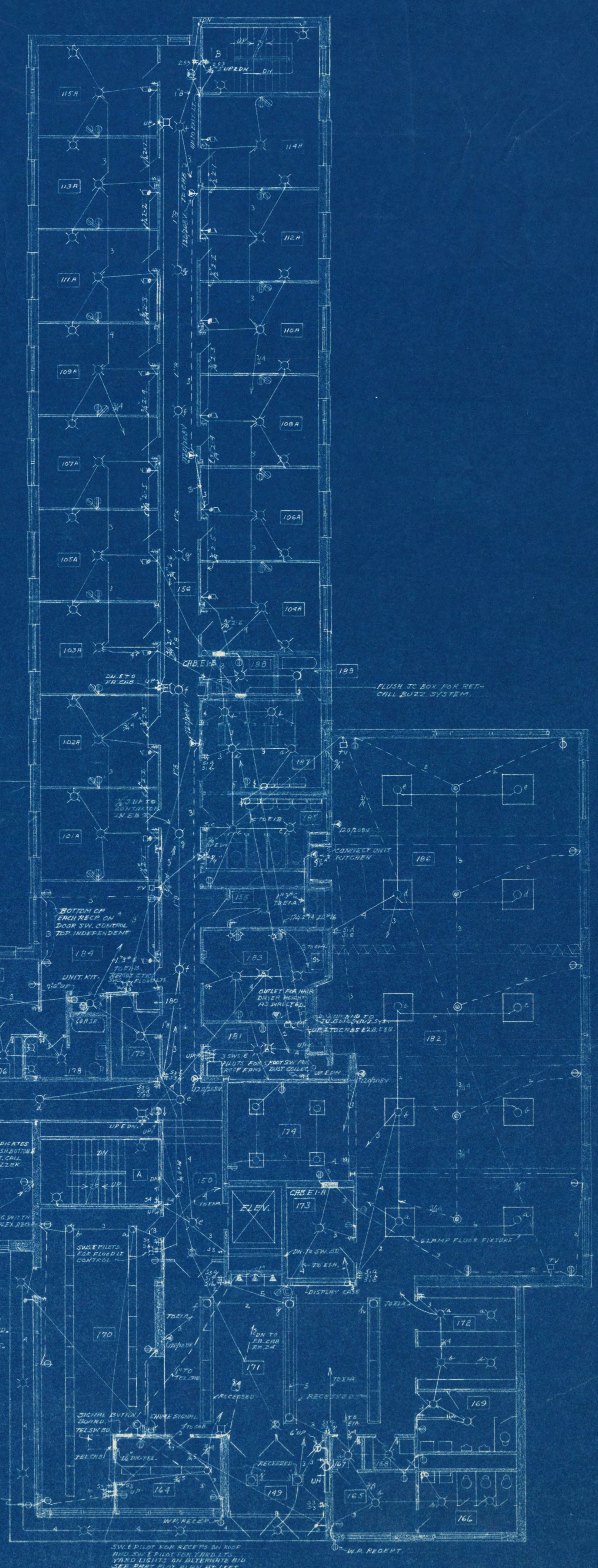
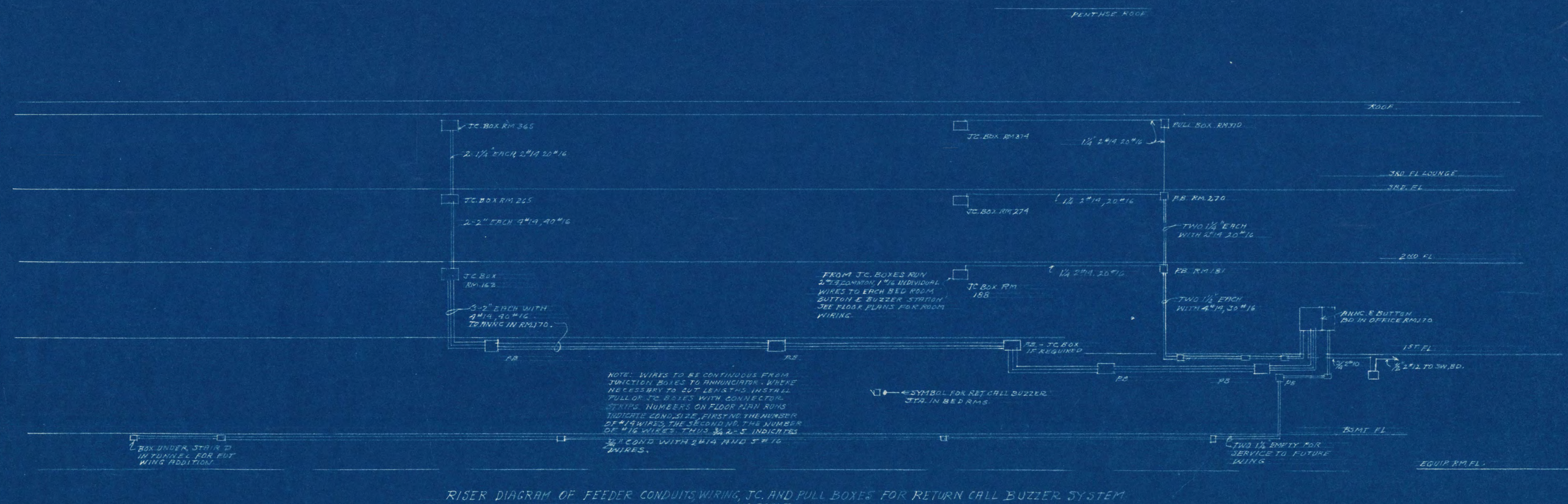




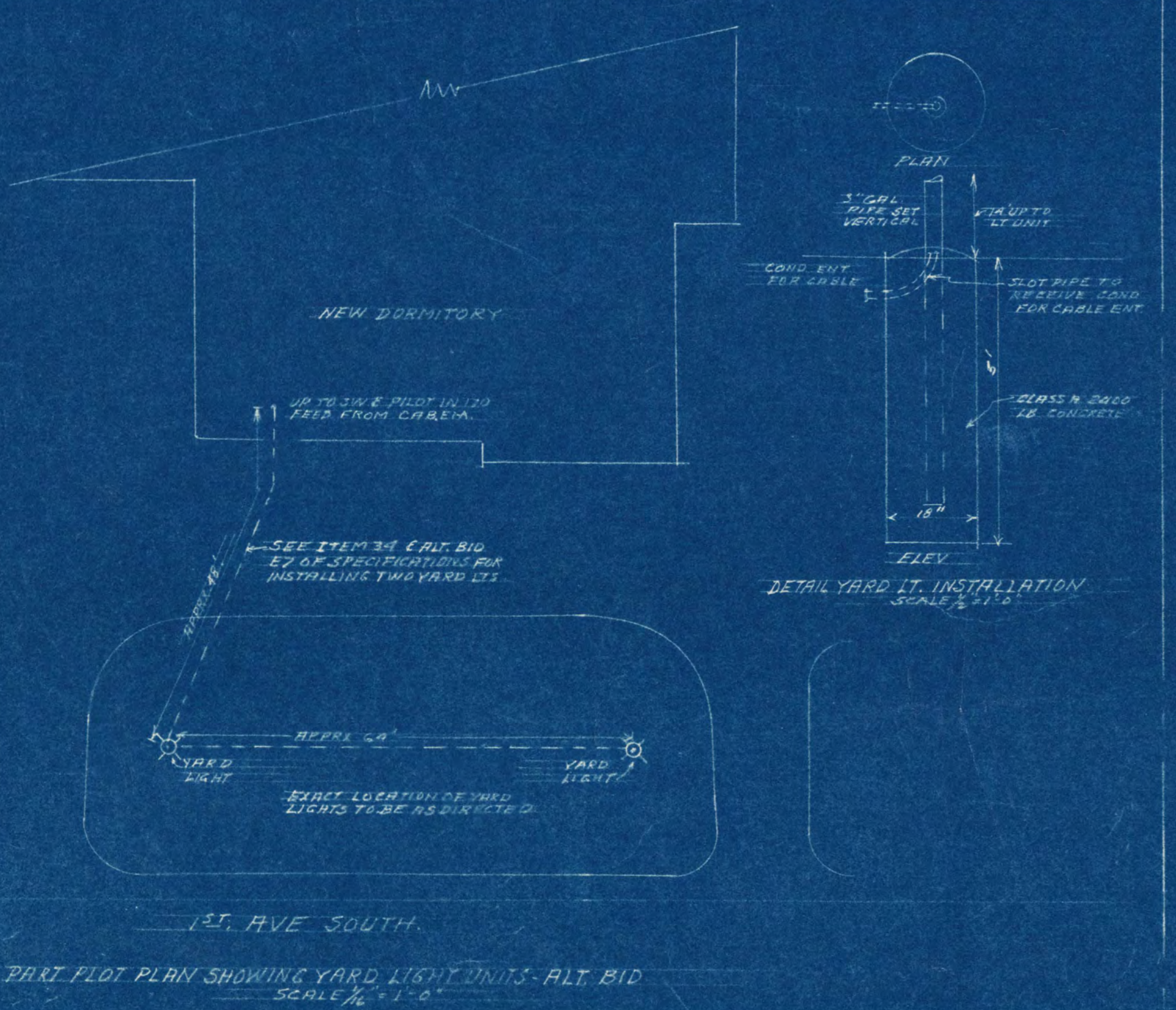




ROOM USE	ROOM NUMBER
BED ROOMS	101 TO 150, INCLUDING
BED ROOMS	151 TO 160, INCLUDING
BED ROOMS	161 TO 170, INCLUDING
REST ROOM	171
CORRIDOR	151
CORRIDOR	152
CORRIDOR	153
CORRIDOR	154
CORRIDOR	155
CORRIDOR	156
REST ROOM	157
TOILET	158
TOILET	159
TOILET	160
TOILET	161
TOILET	162
TOILET	163
TOILET	164
TOILET	165
TOILET	166
TOILET	167
TOILET	168
TOILET	169
TOILET	170
TOILET	171
TOILET	172
TOILET	173
TOILET	174
TOILET	175
TOILET	176
TOILET	177
TOILET	178
TOILET	179
TOILET	180
TOILET	181
TOILET	182
TOILET	183
TOILET	184
TOILET	185
TOILET	186
TOILET	187
TOILET	188
TOILET	189
TOILET	190
TOILET	191
TOILET	192
TOILET	193
TOILET	194
TOILET	195
TOILET	196
TOILET	197
TOILET	198
TOILET	199
TOILET	200
TOILET	201
TOILET	202
TOILET	203
TOILET	204
TOILET	205
TOILET	206
TOILET	207
TOILET	208
TOILET	209
TOILET	210
TOILET	211
TOILET	212
TOILET	213
TOILET	214
TOILET	215
TOILET	216
TOILET	217
TOILET	218
TOILET	219
TOILET	220
TOILET	221
TOILET	222
TOILET	223
TOILET	224
TOILET	225
TOILET	226
TOILET	227
TOILET	228
TOILET	229
TOILET	230
TOILET	231
TOILET	232
TOILET	233
TOILET	234
TOILET	235
TOILET	236
TOILET	237
TOILET	238
TOILET	239
TOILET	240
TOILET	241
TOILET	242
TOILET	243
TOILET	244
TOILET	245
TOILET	246
TOILET	247
TOILET	248
TOILET	249
TOILET	250
TOILET	251
TOILET	252
TOILET	253
TOILET	254
TOILET	255
TOILET	256
TOILET	257
TOILET	258
TOILET	259
TOILET	260
TOILET	261
TOILET	262
TOILET	263
TOILET	264
TOILET	265
TOILET	266
TOILET	267
TOILET	268
TOILET	269
TOILET	270
TOILET	271
TOILET	272
TOILET	273
TOILET	274
TOILET	275
TOILET	276
TOILET	277
TOILET	278
TOILET	279
TOILET	280
TOILET	281
TOILET	282
TOILET	283
TOILET	284
TOILET	285
TOILET	286
TOILET	287
TOILET	288
TOILET	289
TOILET	290
TOILET	291
TOILET	292
TOILET	293
TOILET	294
TOILET	295
TOILET	296
TOILET	297
TOILET	298
TOILET	299
TOILET	300



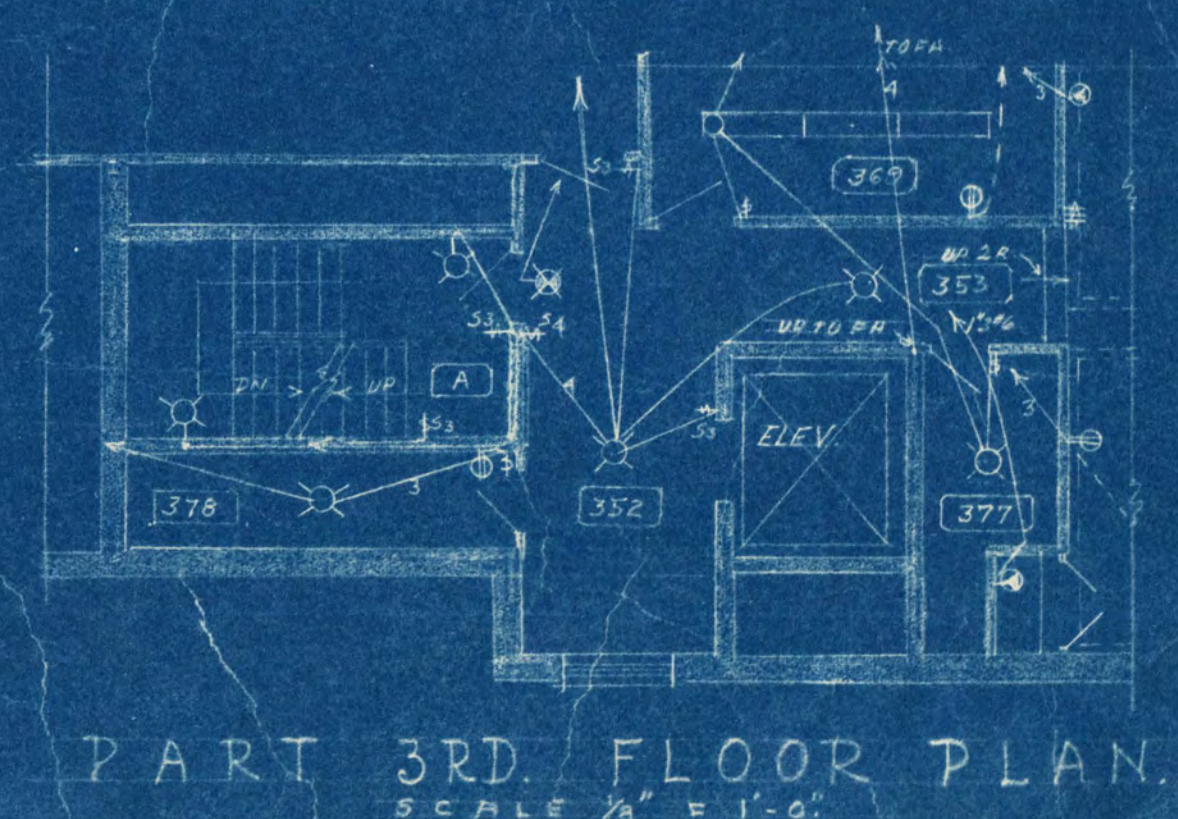
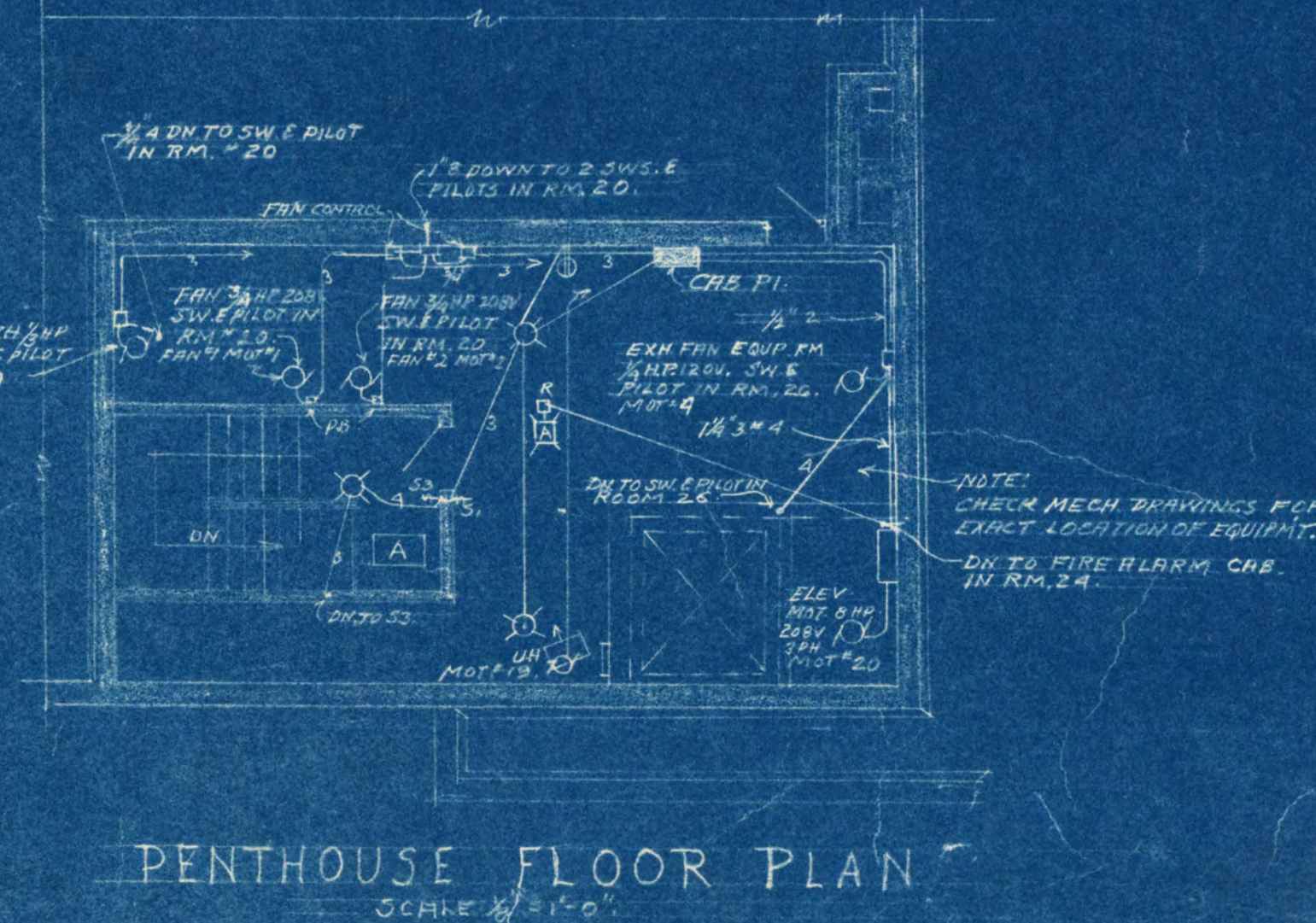
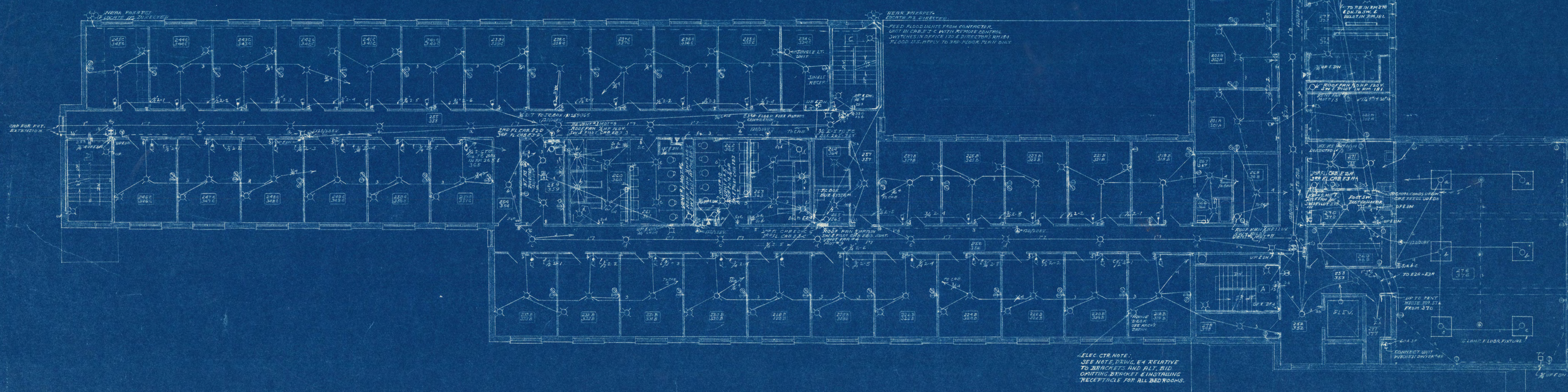
FIRST FLOOR PLAN  
SCALE - 1/8" = 1'-0"



FIRST FLOOR PLAN - ELECTRICAL			
GIRL'S DORMITORY, ST. CLOUD STATE TEACHERS COLLEGE, ST. CLOUD, MINNESOTA.			
DATE	4-26-66	DESIGNED BY	FRANK W. JACKSON & ASSOCIATES, INC., ST. CLOUD, MINNESOTA
DRAWN BY	W. B. B.	CHECKED BY	G. M. ORR ENGINEERING CO., MINNEAPOLIS, MINNESOTA
DATE	JUNE 15, 1966	APPROVED BY	<i>[Signature]</i>
SCALE		PROJECT NO.	E 4

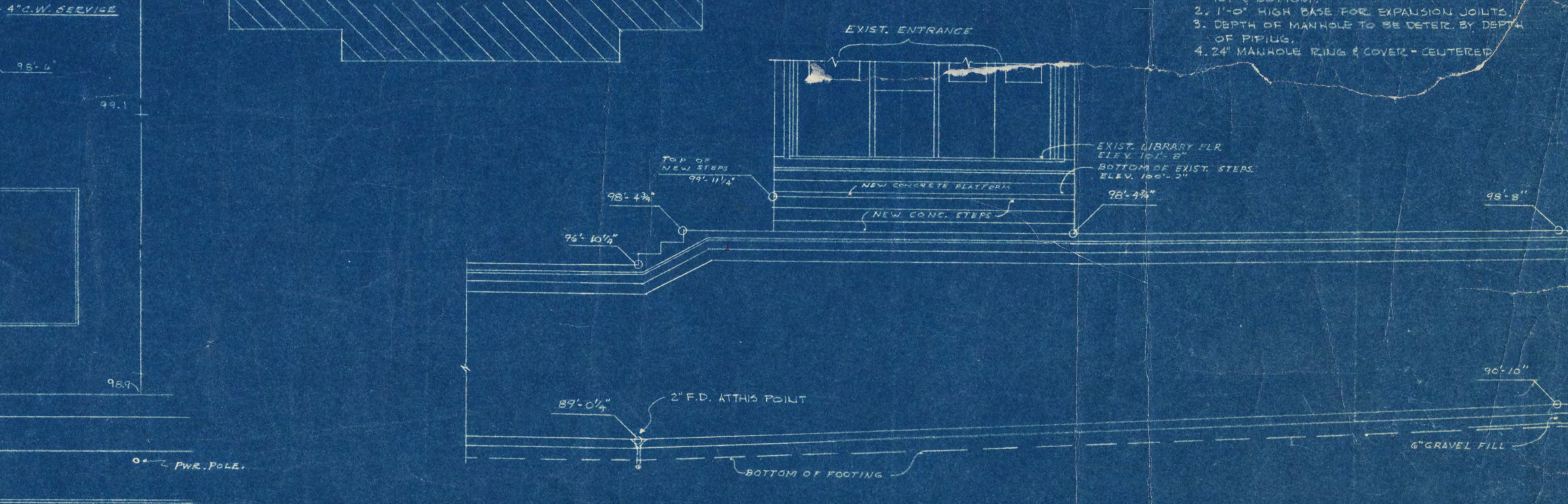
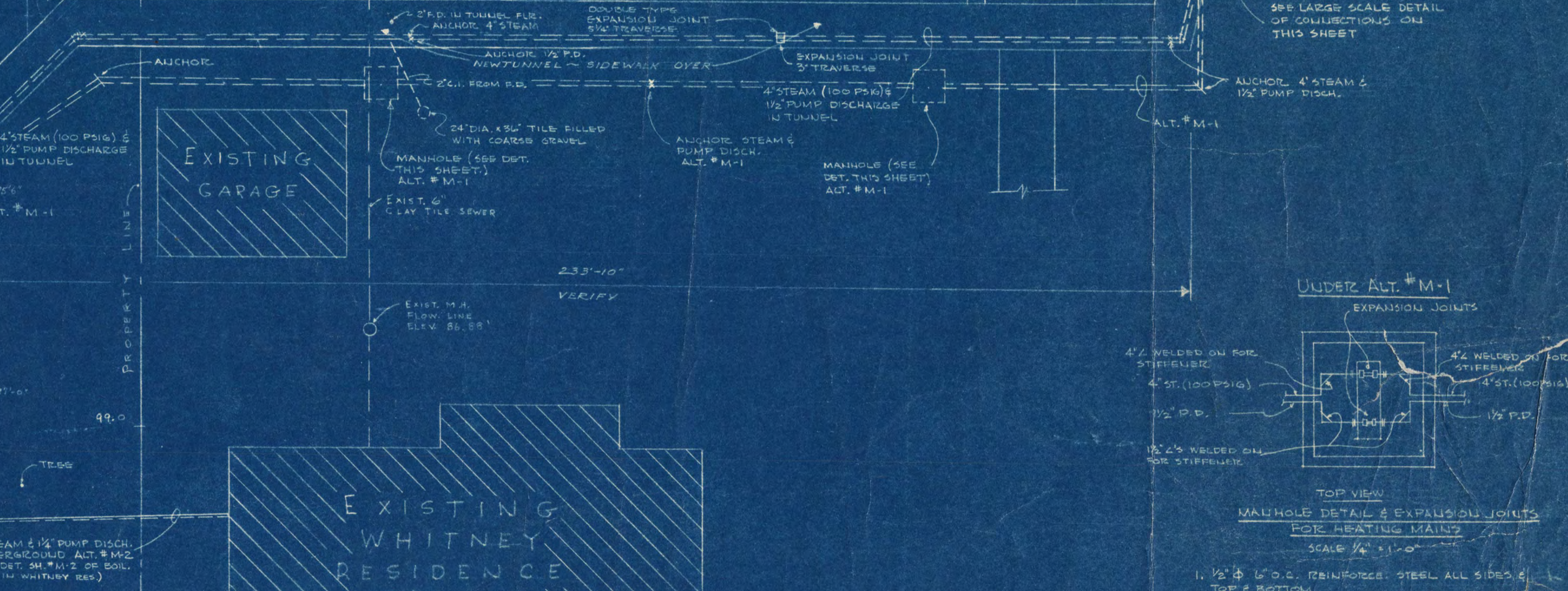

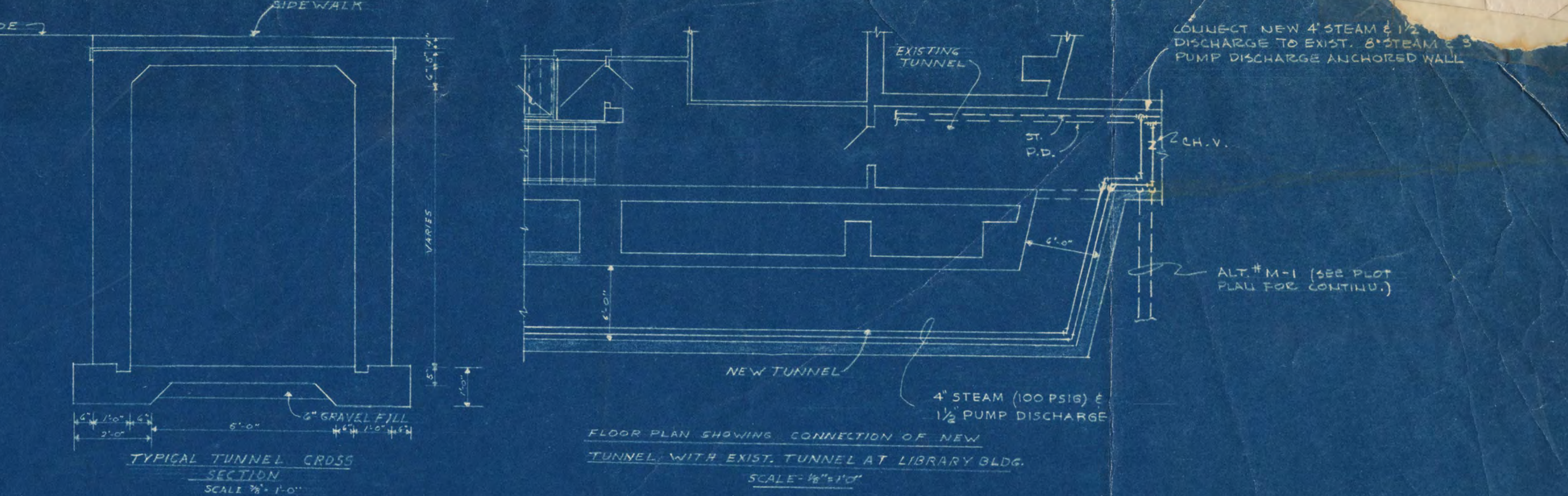



ROOM SCHEDULE		
ROOM USE	SQ. FT.	3RD FL.
REG. ROOMS	2500	2500
ASSIST. DIR. BED RM	276	276
REG. ROOMS	2340	2340
REG. ROOMS	2340	2340
ELEV. SHAFT	222	222
CORRIDOR	213	213
CORRIDOR	214	214
CORRIDOR	215	215
CORRIDOR	216	216
CORRIDOR	217	217
CORRIDOR	218	218
CORRIDOR	219	219
CORRIDOR	220	220
CORRIDOR	221	221
CORRIDOR	222	222
CORRIDOR	223	223
CORRIDOR	224	224
CORRIDOR	225	225
CORRIDOR	226	226
CORRIDOR	227	227
CORRIDOR	228	228
CORRIDOR	229	229
CORRIDOR	230	230
CORRIDOR	231	231
CORRIDOR	232	232
CORRIDOR	233	233
CORRIDOR	234	234
CORRIDOR	235	235
CORRIDOR	236	236
CORRIDOR	237	237
CORRIDOR	238	238
CORRIDOR	239	239
CORRIDOR	240	240
CORRIDOR	241	241
CORRIDOR	242	242
CORRIDOR	243	243
CORRIDOR	244	244
CORRIDOR	245	245
CORRIDOR	246	246
CORRIDOR	247	247
CORRIDOR	248	248
CORRIDOR	249	249
CORRIDOR	250	250
CORRIDOR	251	251
CORRIDOR	252	252
CORRIDOR	253	253
CORRIDOR	254	254
CORRIDOR	255	255
CORRIDOR	256	256
CORRIDOR	257	257
CORRIDOR	258	258
CORRIDOR	259	259
CORRIDOR	260	260
CORRIDOR	261	261
CORRIDOR	262	262
CORRIDOR	263	263
CORRIDOR	264	264
CORRIDOR	265	265
CORRIDOR	266	266
CORRIDOR	267	267
CORRIDOR	268	268
CORRIDOR	269	269
CORRIDOR	270	270
CORRIDOR	271	271
CORRIDOR	272	272
CORRIDOR	273	273
CORRIDOR	274	274
CORRIDOR	275	275
CORRIDOR	276	276
CORRIDOR	277	277
CORRIDOR	278	278
CORRIDOR	279	279
CORRIDOR	280	280
CORRIDOR	281	281
CORRIDOR	282	282
CORRIDOR	283	283
CORRIDOR	284	284
CORRIDOR	285	285
CORRIDOR	286	286
CORRIDOR	287	287
CORRIDOR	288	288
CORRIDOR	289	289
CORRIDOR	290	290
CORRIDOR	291	291
CORRIDOR	292	292
CORRIDOR	293	293
CORRIDOR	294	294
CORRIDOR	295	295
CORRIDOR	296	296
CORRIDOR	297	297
CORRIDOR	298	298
CORRIDOR	299	299
CORRIDOR	300	300
CORRIDOR	301	301
CORRIDOR	302	302
CORRIDOR	303	303
CORRIDOR	304	304
CORRIDOR	305	305
CORRIDOR	306	306
CORRIDOR	307	307
CORRIDOR	308	308
CORRIDOR	309	309
CORRIDOR	310	310
CORRIDOR	311	311
CORRIDOR	312	312
CORRIDOR	313	313
CORRIDOR	314	314
CORRIDOR	315	315
CORRIDOR	316	316
CORRIDOR	317	317
CORRIDOR	318	318
CORRIDOR	319	319
CORRIDOR	320	320
CORRIDOR	321	321
CORRIDOR	322	322
CORRIDOR	323	323
CORRIDOR	324	324
CORRIDOR	325	325
CORRIDOR	326	326
CORRIDOR	327	327
CORRIDOR	328	328
CORRIDOR	329	329
CORRIDOR	330	330
CORRIDOR	331	331
CORRIDOR	332	332
CORRIDOR	333	333
CORRIDOR	334	334
CORRIDOR	335	335
CORRIDOR	336	336
CORRIDOR	337	337
CORRIDOR	338	338
CORRIDOR	339	339
CORRIDOR	340	340
CORRIDOR	341	341
CORRIDOR	342	342
CORRIDOR	343	343
CORRIDOR	344	344
CORRIDOR	345	345
CORRIDOR	346	346
CORRIDOR	347	347
CORRIDOR	348	348
CORRIDOR	349	349
CORRIDOR	350	350
CORRIDOR	351	351
CORRIDOR	352	352
CORRIDOR	353	353
CORRIDOR	354	354
CORRIDOR	355	355
CORRIDOR	356	356
CORRIDOR	357	357
CORRIDOR	358	358
CORRIDOR	359	359
CORRIDOR	360	360
CORRIDOR	361	361
CORRIDOR	362	362
CORRIDOR	363	363
CORRIDOR	364	364
CORRIDOR	365	365
CORRIDOR	366	366
CORRIDOR	367	367
CORRIDOR	368	368
CORRIDOR	369	369
CORRIDOR	370	370
CORRIDOR	371	371
CORRIDOR	372	372
CORRIDOR	373	373
CORRIDOR	374	374
CORRIDOR	375	375
CORRIDOR	376	376
CORRIDOR	377	377
CORRIDOR	378	378
CORRIDOR	379	379
CORRIDOR	380	380
CORRIDOR	381	381
CORRIDOR	382	382
CORRIDOR	383	383
CORRIDOR	384	384
CORRIDOR	385	385
CORRIDOR	386	386
CORRIDOR	387	387
CORRIDOR	388	388
CORRIDOR	389	389
CORRIDOR	390	390
CORRIDOR	391	391
CORRIDOR	392	392
CORRIDOR	393	393
CORRIDOR	394	394
CORRIDOR	395	395
CORRIDOR	396	396
CORRIDOR	397	397
CORRIDOR	398	398
CORRIDOR	399	399
CORRIDOR	400	400



SECOND AND THIRD FLOOR PLAN - ELECTRICAL		
GIRL'S DORMITORY, ST. CLOUD STATE TEACHERS COLLEGE, ST. CLOUD, MINNESOTA.		
DRAWN BY 456-G	FRANK W. JACKSON & ASSOCIATES INC. ARCHITECTS ST. CLOUD, MINNESOTA.	E5
CHECKED BY W.C.B.	G. M. ORR ENGINEER (NO. 00) MINNESOTA ST. CLOUD, MINNESOTA.	
DATE JUNE 15, 1926	APPROVED BY <i>Frank W. Jackson</i>	ELECTRICAL
REVISIONS	APPROVED BY <i>G. M. Orr</i>	





COLLECT NEW 4" STEAM & 1/2" PUMP DISCHARGE TO EXIST. 8" STEAM & 1/2" PUMP DISCHARGE ANCHORED WALL

ALT. # M-1 (SEE PLAN FOR VERTICAL)

NEW TUNNEL

4" STEAM (50 PSIG) & 1/2" PUMP DISCHARGE

FLOOR PLAN SHOWING CONNECTION OF NEW TUNNEL WITH EXIST. TUNNEL AT LIBRARY BLDG. SCALE 1/4" = 1'-0"

EXISTING TUNNEL ELEV. 94.29

SEE LARGER SCALE DETAIL OF CONNECTIONS ON THIS SHEET

ANCHOR, 4" STEAM & 1/2" PUMP DISCH.

ALT. # M-1

UNDER ALT. # M-1

EXPANSION JOINTS

1/2" WELDED ON FOR STEELWORK

4" WELDED ON FOR STEELWORK

1/2" P.D.

TOP VIEW

MANHOLE DETAIL & EXPANSION JOINTS FOR HEATING MAINS

SCALE 1/4" = 1'-0"

1. 1/2" & 1/4" O.D. REINFORCED STEEL ALL SIDES
2. 1'-0" HIGH BASE FOR EXPANSION JOINTS
3. DEPTH OF MANHOLE TO BE DETECTED BY DEPTH OF TUNNEL
4. 24" MANHOLE RINGS & COVERS - CAST IRON

Girls Dormitory St. Cloud State Teachers College St. Cloud - Minnesota		
CONTR. NO.	FRANK W. JACKSON & ASSOCIATES, INC. ARCHITECTS - MINNEAPOLIS, MINN.	DATE
45-16	51-10-11-11	M-1
DESIGN BY	G. M. ORR ENGINEERS CO. MINNEAPOLIS, MINN.	OF
7-14		6
SHEET	2-15-56	
DATE	6-15-56	
REG. NO.	7977	

I hereby certify that this plan, specification, or report was prepared by me or under my direct supervision and that I am a duly registered Professional Engineer under the laws of the State of Minnesota.

*G. M. Orr*

DATE: 6-15-56 Reg. No. 7977