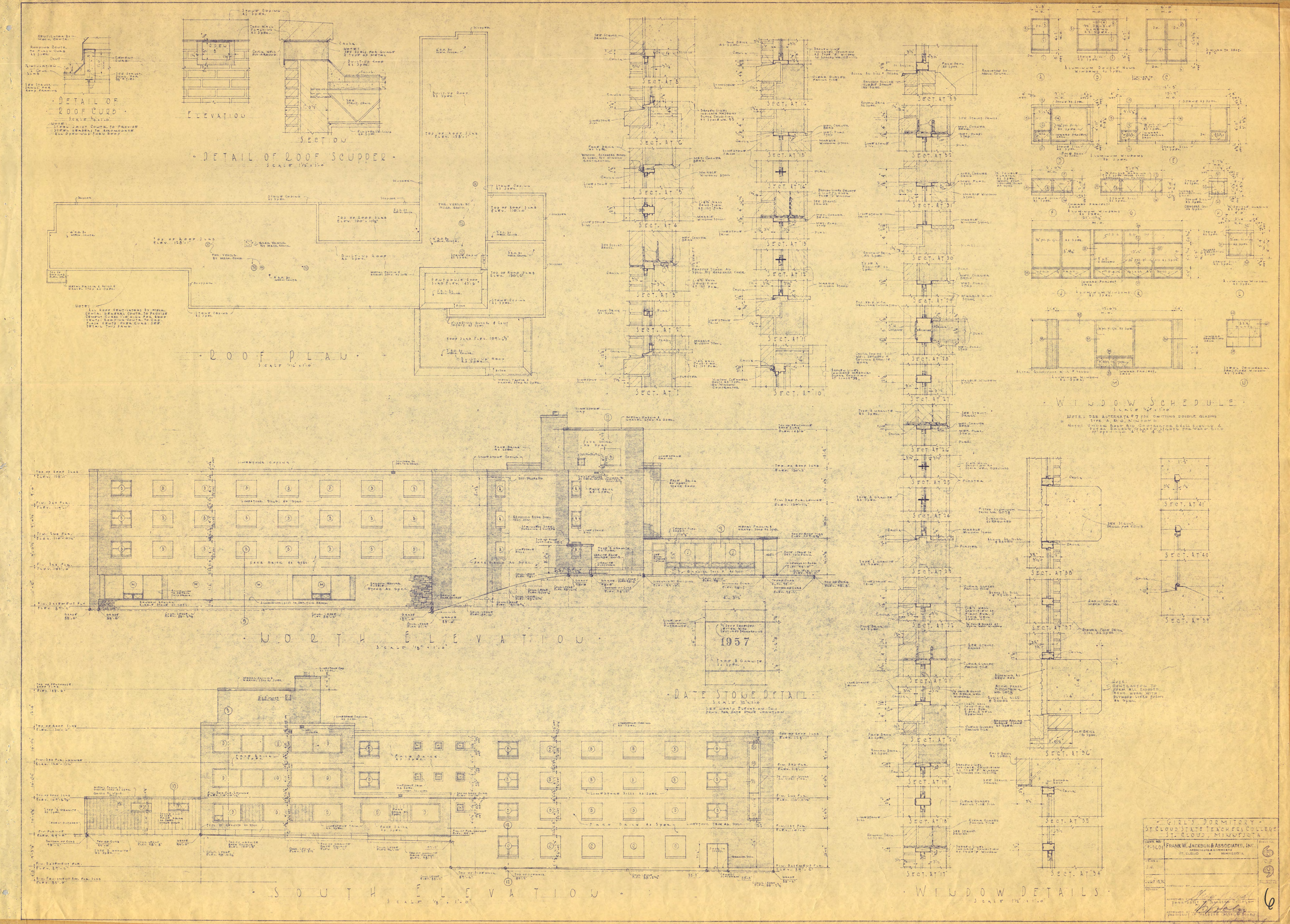
DETAIL OF ROOF CURB
SCALE 3"=1'-0"
ELEVATION
SECTION
DETAIL OF ROOF SCUPPER
SCALE 1½"=1'-0"
ROOF PLAN
SCALE 1/16"=1'-0"
NORTH ELEVATION
SCALE 1/8"=1'-0"
DATE STONE DETAIL
SCALE 1½"=1'-0"
1957
SOUTH ELEVATION
SCALE 1/8"=1'-0"
WINDOW SCHEDULE
SCALE 1½"=1'-0"
WINDOW DETAILS
SCALE 1½"=1'-0"
GIRL'S DORMITORY
ST. CLOUD STATE TEACHERS COLLEGE
ST. CLOUD, MINNESOTA
FRANK W. JACKSON & ASSOCIATES, INC.
ARCHITECTS & ENGINEERS
ST. CLOUD • MINNESOTA

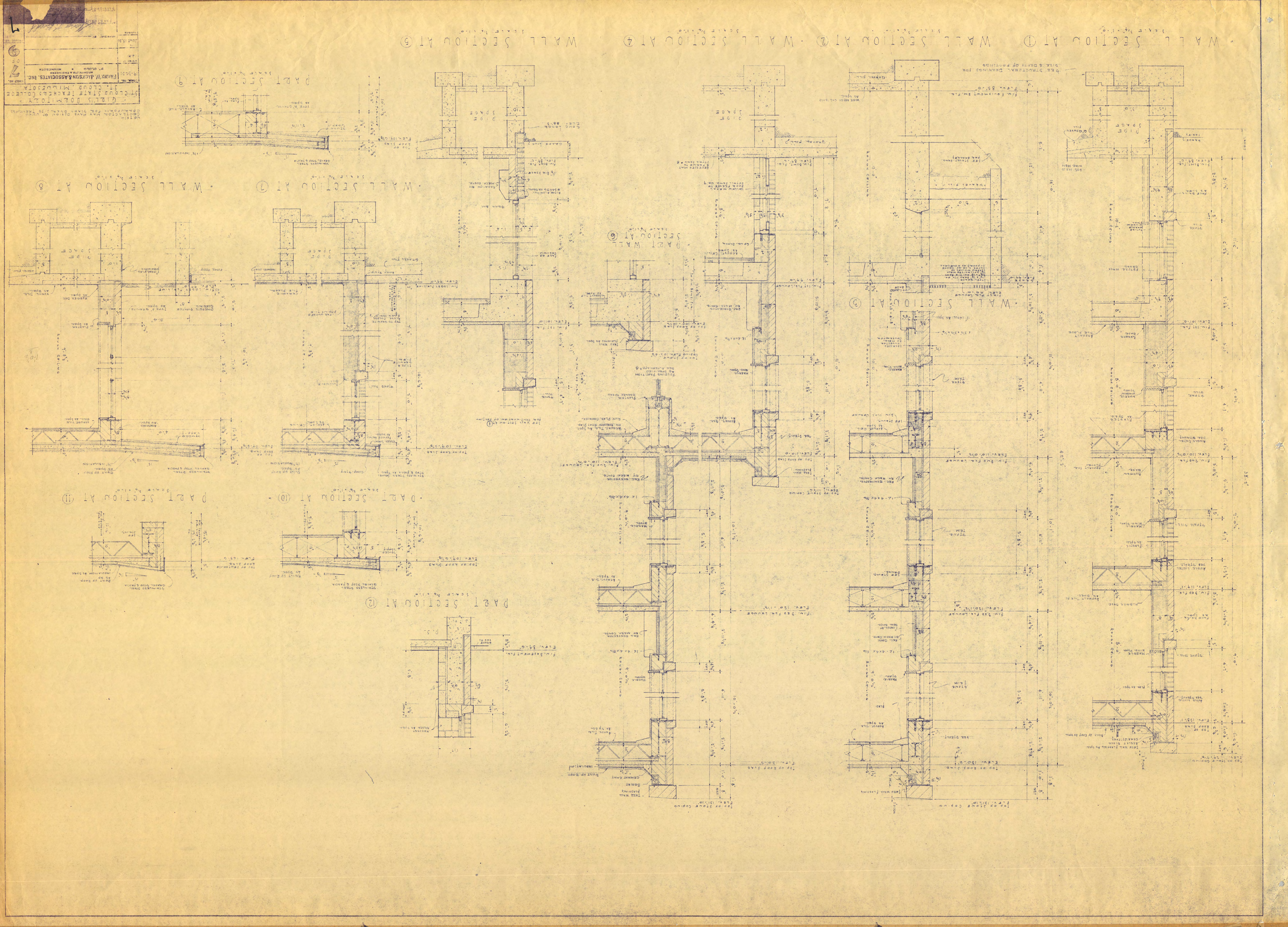
WALL SECTION AT ①
WALL SECTION AT ②
WALL SECTION AT ④
WALL SECTION AT ⑤
WALL SECTION AT ③
PART WALL SECTION AT ⑥
WALL SECTION AT ⑦
WALL SECTION AT ⑧
PART SECTION AT ⑨
PART SECTION AT ⑩
PART SECTION AT ⑪
PART SECTION AT ⑫
PIPE SPACE
FRANK W. JACKSON & ASSOCIATES, INC.
ST. CLOUD STATE TEACHERS COLLEGE
ST. CLOUD, MINNESOTA

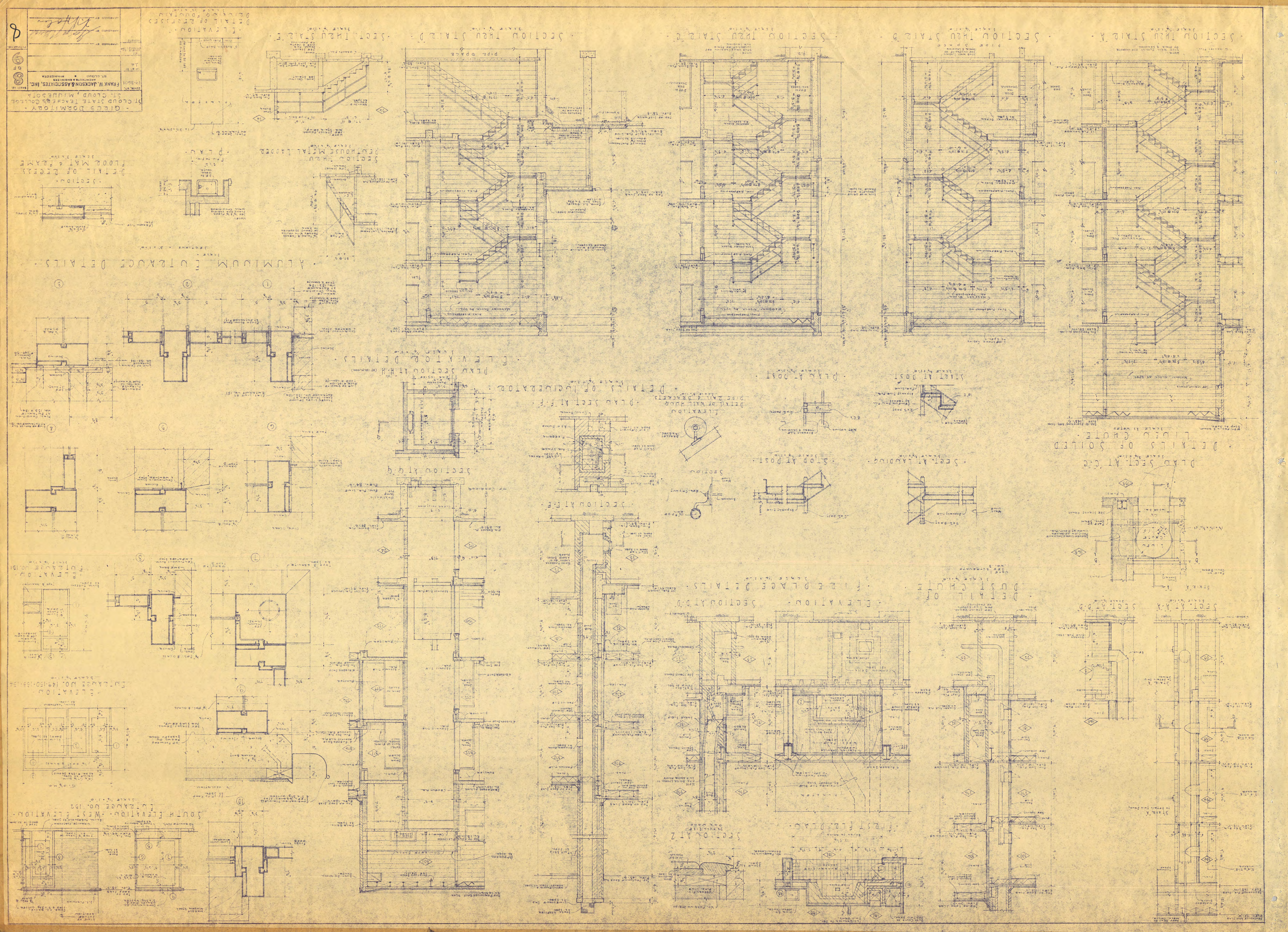
- GIRLS DORMITORY -
St. CLOUD, MINNESOTA
FRANK W. JACKSON & ASSOCIATES, INC.
ARCHITECTS & ENGINEERS
ST. CLOUD • MINNESOTA
SECTION THRU STAIR A
SECTION THRU STAIR B
SECTION THRU STAIR C
SECTION THRU STAIR D
SECTION THRU STAIR E
DETAIL OF DRESS FLOOR MAT & FRAME
SECTION THRU PENTHOUSE METAL LADDER
PLAN
ELEVATION
ALUMINUM EXTRUSION DETAILS
ELEVATOR DETAILS
PLAN SECTION AT H-H
PLAN SECT. AT F-F
DETAILS OF DUMBWAITER
SECTION AT G-G
SECTION AT E-E
SECTION
ELEVATION
DETAIL OF WALL HOOK
PIPE RACK & BRACKETS
PLAN AT POST
START AT POST
SECT. AT LANDING
STOP AT POST
PLAN SECT. AT C-C
DETAILS OF SOILED LINEN CHUTE
SECTION AT D-D
ELEVATION
FIRE PLUGS DETAILS
SECTION AT Z
FIRST FLR. PLAN
SECT. AT A-A
SECT. AT B-B
DETAIL OF DUST CHUTE
SOUTH ELEVATION - WEST ELEVATION
EXTRUSION NO. 182
ELEVATION
EXTRUSION NO. 149-150-154
ELEVATION
EXTRUSION NO. 181
DETAIL OF EXPOSED POUTAU
ELEVATION
pipe space
APPROVED BY
DATE
SHEET NO. 8 OF 9

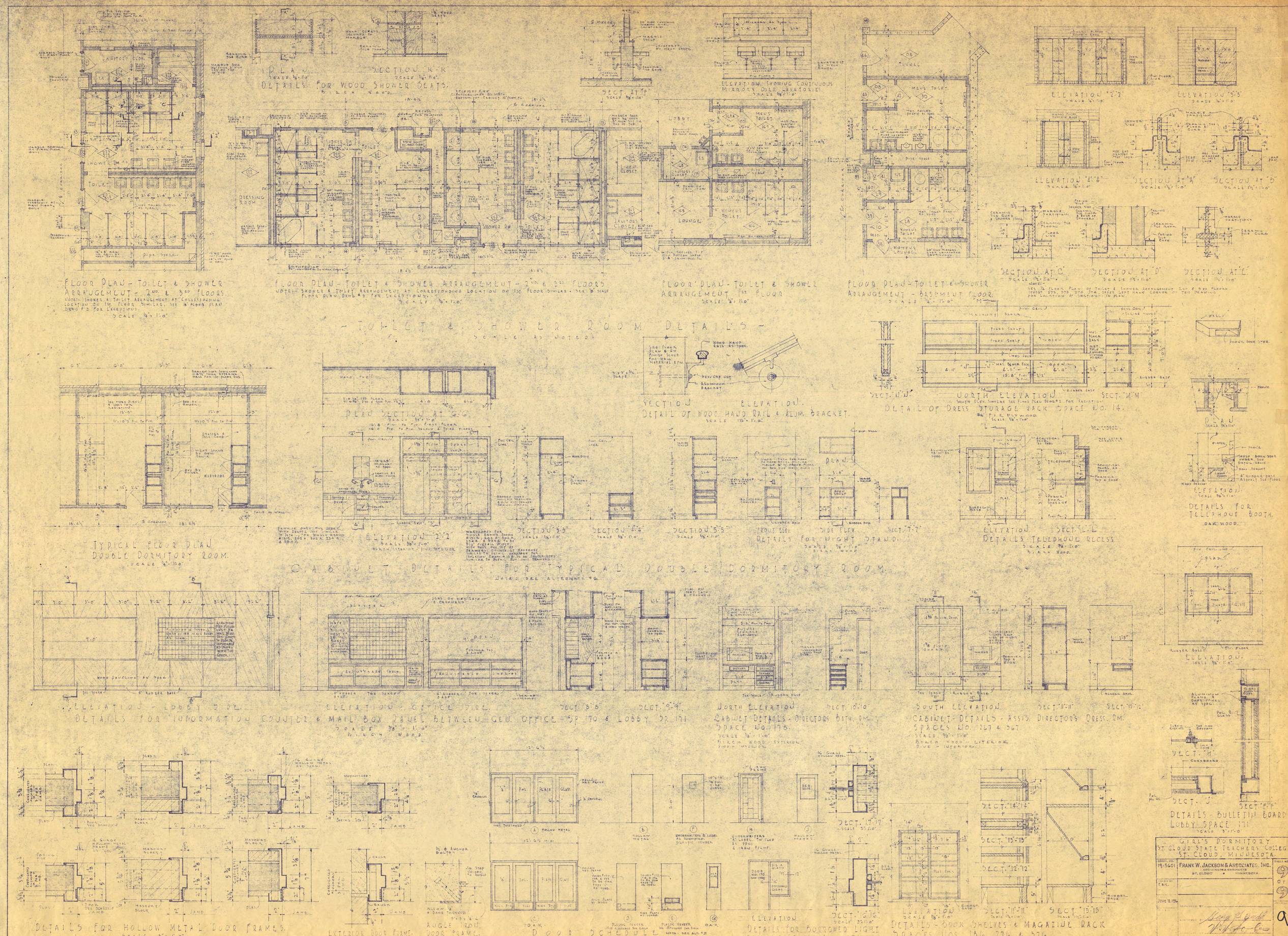
PLAN
SCALE 1/4"=1'-0"
DETAILS FOR WOOD SHOWER SEATS.
SECTION K-K
SCALE 1/2"=1'-0"
SECT. AT "F"
ELEVATION SHOWING CONTINUOUS MIRRORS OVER LAVATORIES.
SCALE 1/8"=1'-0"
ELEVATION "2-2"
ELEVATION "3-3"
ELEVATION "4-4"
SECTION AT "A"
SECTION AT "B"
SECTION AT "C"
SECTION AT "D"
SECTION AT "E"
FLOOR PLAN - TOILET & SHOWER ARRANGEMENT - 2ND. & 3RD. FLOORS
NOTE:- SHOWER & TOILET ARRANGEMENT AT CORRESPONDING LOCATION ON 1ST. FLOOR SIMILAR. SEE 1ST FLOOR PLAN DRWG #2 FOR EXCEPTIONS.
SCALE 1/4"=1'-0"
FLOOR PLAN - TOILET & SHOWER ARRANGEMENT - 2ND. & 3RD. FLOORS
NOTE:- SHOWER & TOILET ARRANGEMENT AT CORRESPONDING LOCATION ON 1ST. FLOOR SIMILAR. SEE 1ST FLOOR PLAN DRWG #5 FOR EXCEPTIONS.
SCALE 1/8"=1'-0"
FLOOR PLAN - TOILET & SHOWER ARRANGEMENT 1ST. FLOOR
SCALE 1/8"=1'-0"
FLOOR PLAN - TOILET & SHOWER ARRANGEMENT - BASEMENT FLOOR.
SCALE 1/4"=1'-0"
NOTE:- SEE 1ST, 2ND & 3RD FLOOR PLANS OF TOILET & SHOWER ARRANGEMENT. SHEET 273, 275, 276 FOR LOCATION OF SECTIONS IN PLAN.
- TOILET & SHOWER ROOM DETAILS -
SCALE AS NOTED
SECTION ELEVATION
DETAIL OF WOOD HAND RAIL & ALUM. BRACKET.
SCALE 1/2"=1'-0"
NORTH ELEVATION
SOUTH ELEV. SIMILAR. SEE FLOOR PLAN DRWG #2 FOR VARIATION
SECT. N-N
SECT. M-M
DETAIL OF DRESS STORAGE RACK SPACE NO. 14.
PLAN
ELEVATION
DETAILS FOR TELEPHONE BOOTH.
OAK WOOD.
TYPICAL FLOOR PLAN
DOUBLE DORMITORY ROOM.
SCALE 1/4"=1'-0"
ELEVATION 2-2
SCALE 3/8"=1'-0"
BIRCH EXTERIOR, PINE INTERIOR
SECTION 3-3
SECTION 4-4
SECTION 5-5
FRONT ELEV.
SIDE ELEV.
SECT. 7-7
DETAILS FOR NIGHT STAND.
SCALE 3/4"=1'-0"
BIRCH WOOD
ELEVATION
SECT. L-L
DETAILS TELEPHONE RECESS
SCALE 3/4"=1'-0"
BIRCH WOOD
CABINET DETAILS FOR TYPICAL DOUBLE DORMITORY ROOM.
NOTE:- SEE ALTERNATE #6
ELEVATION - LOBBY SIDE.
ELEVATION - OFFICE SIDE.
SECT. 8-8
SECT. 9-9
DETAILS FOR INFORMATION COUNTER & MAIL BOX PANEL BETWEEN GEN. OFFICE SP. 170 & LOBBY SP. 171
SCALE 3/8"=1'-0"
BIRCH WOOD
NORTH ELEVATION
CABINET DETAILS - DIRECTORS BATH. RM.
SPACE NO. 178.
SCALE 3/8"=1'-0"
BIRCH WOOD - EXTERIOR
PINE - INTERIOR
SECT. 10-10
SOUTH ELEVATION
CABINET DETAILS - ASSTS. DIRECTOR'S DRESS. RM.
SPACES NO. 267 & 367
SCALE 3/8"=1'-0"
BIRCH WOOD - EXTERIOR
PINE - INTERIOR
SECT. 11-11
SECT. 12-12
ELEVATION
SECT. J
SECT. F-F
DETAILS - BULLETIN BOARD
LOBBY SPACE 171
SCALE 3"=1'-0"
DETAILS FOR HOLLOW METAL DOOR FRAMES.
SCALE 3/4"=1'-0"
EXTERIOR DOOR FRAME.
ANGLE IRON DOOR FRAME.
DOOR SCHEDULE
SCALE 1/4"=1'-0"
ELEVATION
SECT. 16-16
DETAILS FOR BORROWED LIGHT BETWEEN SPACES 164 & 171
SECT. 14-14
SECT. 13-13
SECT. 12-12
ELEVATION
SECT. 11-11
SECT. 15-15
DETAILS - BOOK SHELVES & MAGAZINE RACK
SPACES NOS. 186, 276 & 376
GIRL'S DORMITORY
ST. CLOUD STATE TEACHERS COLLEGE
ST. CLOUD, MINNESOTA
19-5001
FRANK W. JACKSON & ASSOCIATES, INC.
ARCHITECTS & ENGINEERS
ST. CLOUD • MINNESOTA
9 OF 9
9

COLUMNS - 3 STORY PORTION.

	1	2	8 To 10 Add 3-6-10-22 19 & 21 Steel	11-12	13-15-18 19-22-23	23	24	31	32	33 34 35	36	36A	37	38	39	40	41	42	COL "A"	43	44	45 46	47	48	49-50 54-61	52 53	55-56 57 63 & 64-66	62	49A-56A 58 59-51 52 & 64	64	65	66	67
Part Roof																																	
Roof			Top of Steel																														
3rd	17	19	21	15	21	18	18	40	19	19	19	17	41	19	19	19	19	19		19	19	19	19	19	19	19	19	19	19	19	19	19	19
2nd	40	44	48	51	72	41	41	41	40	40	40	40	75	41	41	41	41	41		41	41	41	41	41	41	41	41	41	41	41	41	41	41
1st Fl. El. 100-18	60	70	75	81	132	64	64	81	72	72	72	72	135	72	72	72	72	72		72	72	72	72	72	72	72	72	72	72	72	72	72	72
Base El.	10x12x12 12x12	10x12x12 12x12	12x12x12 12x12	12x12x12 12x12	12x12x12 12x16	12x12x12 12x12	12x12x12 12x12	12x12x12 12x16	12x12x12 12x16	12x16	12x2-B 12x16	12x2-B Plaster on wall	10x2x22 Plaster on wall 4-#6 Vert. #3 Tie	12x12x12 12x12	12x12x12 12x12	12x12	12x16	16x16x22 16x16		10x2x22 Plaster on wall 4-#6 Vert. #3 Tie	12x16 Plaster on wall 4-#6 Vert. #3 Tie	12x16 Plaster on wall 4-#6 Vert. #3 Tie	12x16 4-#7 Vert. #3 Tie	16x16 8-#7 Vert. #3 Tie		12x12x12 4-#6 Vert. #3 tied	12x12x12 8-#7 Vert. #3 Double Tie	18x18 Plaster on wall 8-#6 Vert. #3 Tie	12x12 4-#6 Vert. #3 tied	12x12x12 4-#6 Vert. #3 Tie	8x2x8 4-#6 Vert. #3 Tie	8x2x8 4-#6 Vert. #3 Tie
Dowels	4-#5	4-#7	4-#7	4-#8	6-#7	4-#8	4-#8	4-#8	4-#7	4-#8	6-#7	4-#6	4-#6	4-#7	4-#8	4-#8	8-#8	8-#8		4-#6	4-#6	4-#6	4-#6	8-#7		4-#6	8-#7	4-#6	4-#8	4-#6	4-#6	4-#6	4-#6
Elev. Top Footing	84-8	84-8	Sidewalk 86	83-6	83-6	83-10		88-10	84-8	84-8	86-6	85-6	84-6	84-0	84-0	83-10	82-10	84-8		84-6	84-6	84-6	84-4	83-10		84-4	88-10	84-4	84-4	84-4	84-4	84-4	84-4
Footing Size	6'-6"x6'-6"x1'-6" See below		8'-6"x8'-6"x1'-6" See below		See below			See below			See detail below		5'-6"x5'-6"x1'-6"	4'-6"x4'-6"x1'-6"	5'-6"x5'-6"x1'-6"	5'-6"x5'-6"x1'-6"	6'-6"x6'-6"x1'-6"	6'-6"x6'-6"x1'-6"		5'-6"x5'-6"x1'-6"	4'-6"x4'-6"x1'-6"	5'-6"x5'-6"x1'-6"	5'-0"x5'-0"x1'-6"	6'-6"x6'-6"x1'-6"		3'-6"x3'-6"x1'-6"	6'-6"x6'-6"x1'-6"	3'-6"x3'-6"x1'-6"	WALL FOOTING			
Steel			See below					3-#8 O.W.			11-#5 O.W.	8-#4 O.W.	10-#5 O.W.	8-#4 O.W.	10-#5 O.W.	10-#5 O.W.	13-#6 O.W.	8-#6 O.W.		6-#5 O.W.	4-#4 O.W.	6-#5 O.W.	10-#5 O.W.	12-#6 O.W.		7-#4 O.W.	13-#6 O.W.	7-#4 O.W.	10-#5 O.W.		3-#4 on wall	
El. Bottom	El. 83'-6		See detail below			81'-6		81'-6	81'-6	81'-6	84'-6	84'-6	83'-0	82'-6	82'-6	81'-6	81'-2	83'-3		83'-0	83'-3	83'-0	83'-3	81'-4		83'-9	81'-2	83'-9	83'-5		83'-9		

ADDITIONAL BSMT. STORY COLUMNS.

	68½ 69	68½ 69	70	71	71A	72	73	74 75 76	77	78	79	80 81	82	83	84 85 86	87	88	89 90	91
	12x12x12 12x16		El. 98-10				18x18	12x18	12x18	12x16	12x16	16x16	16x28	16x16	16x16	16x14	El. 98-10 12x12	12x12	12x12
Dowels	6-#7		2-#6 Anchors	5-#4	4-#4	5-#4	8-#7	8-#7	6-#8	4-#7	4-#7	4-#7	8-#7	8-#7	8-#7	6-#7	4-#6	4-#6	4-#6
Elev. Top Footing	84-4	96-10	96-10	— El. 84-6 - Top of Wall —			88-10	83-10	88-10	88-10	84-9	84-9	84-9	84-9	84-9	84-9	84-9	84-9	84-6
Footing Block	4'-0"x4'-0"x1'-0"	8'-6"x8'-6"	8'-6"x8'-6"	— WALL FOOTING —			6'-6"x6'-6"x1'-6"	5'-6"x5'-6"x1'-6"	4'-0"x4'-0"x1'-0"	3'-6"x3'-6"x1'-6"	3'-6"x3'-6"x1'-6"	3'-6"x3'-6"x1'-6"	5'-6"x5'-6"x1'-6"	5'-6"x5'-6"x1'-6"	5'-6"x5'-6"x1'-6"	5'-6"x5'-6"x1'-6"	3'-6"x3'-6"x1'-6"	3'-6"x3'-6"x1'-6"	3'-6"x3'-6"x1'-6"
Steel	3-#6 O.W.	6-#5 O.W.	6-#5 O.W.	— 3-#4 Continuous —			12-#6 O.W.	6-#5 O.W.	8-#4 O.W.	7-#6 O.W.	6-#4 O.W.	7-#6 O.W.	15-#6 O.W.	12-#6 O.W.	11-#5 O.W.	0-#5 O.W.	7-#6 O.W.	7-#6 O.W.	7-#6 O.W.
El. Bottom	83'-6	95'-2	95'-2	— El. 83'-3 (Hyp) —			83'-2	83'-6	87'-10	88'-10	83'-9	83'-9	83'-3	83'-3	83'-3	83'-3	83'-9	83'-9	83'-2

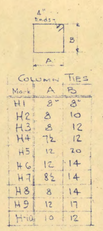

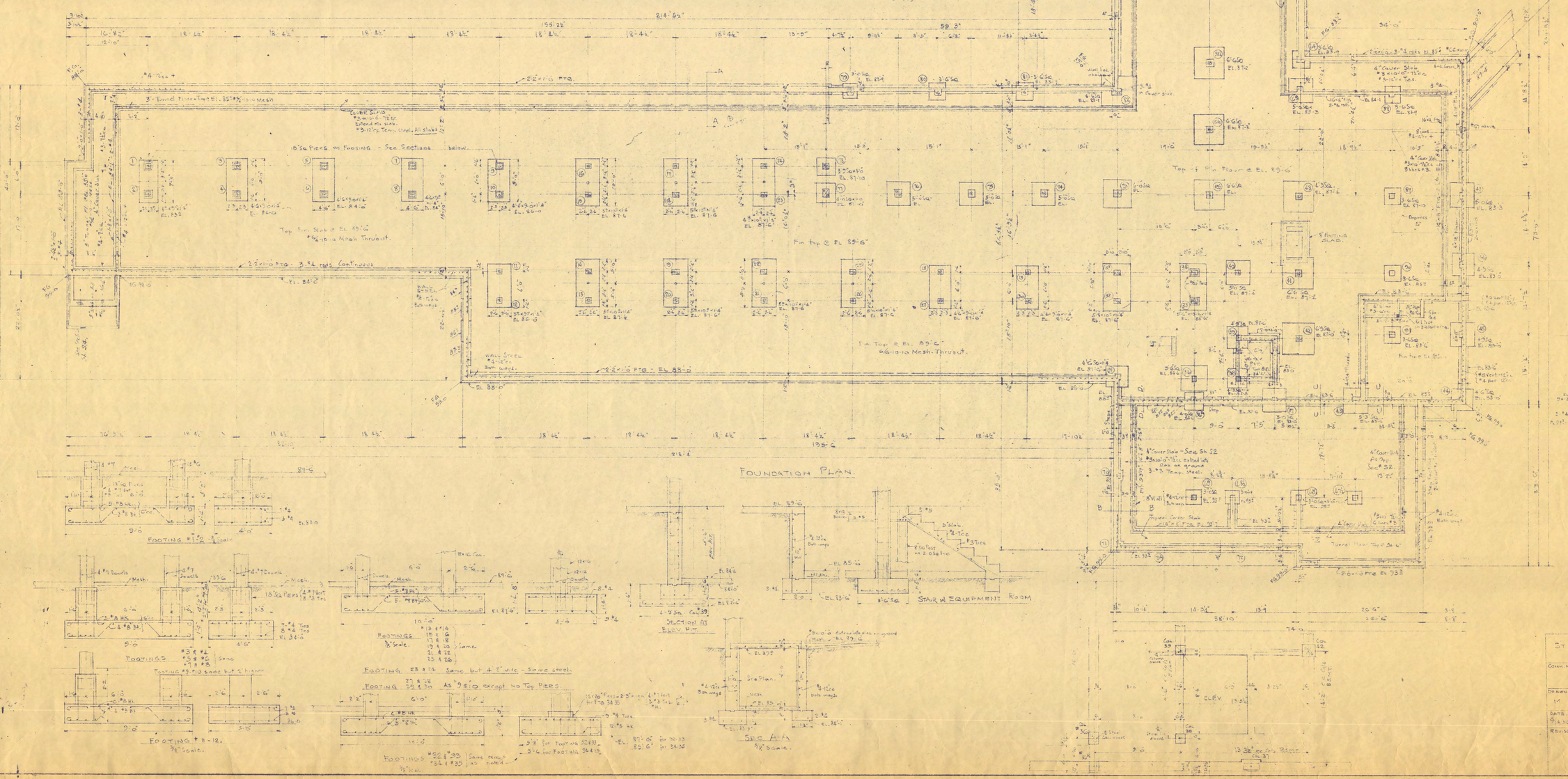

GIRL'S DORMITORY
ST. CLOUD STATE TEACHER'S COLLEGE
ST. CLOUD MINNESOTA.

Const. No.	FRANK W. JACKSON & ASSOCIATES, INC. ARCHITECTS & ENGINEERS ST. CLOUD, MINNESOTA	Sheet No. S-1
Drawn by H	SCHUETT-MEIER CO. STRUCTURAL ENGINEERS, ST. PAUL, MINN.	
Date 9-14-50	Approved by	Scale 1/8" = 1'-0"
Revised	Approved by	Project No. 10
	Approved by	